







Hope Blossoms

-  What is your hope for the refugees?
-  What do you hope the world will be like in the future?
-  Write your hope on a piece of paper, as a prayer to God
-  Fold the 4 corners of your square, so that they meet in the center
-  Carefully place your paper onto the water, with the folded corners pointing upwards
-  Wait as your prayer blossoms

Prayer chain



We are making a prayer chain, to be joined with other prayer chains from the NZ Anglican schools, to be hung at the Wellington Cathedral.



Write your prayer on one side of the strip of paper



Loop the strip through the chain and tape together



You may write more than one chain!

Letters to Refugees



Write a letter of hope, love and support to a refugee in the Za'atri camp for Syrian refugees. These will be delivered by a NZ aid worker in the camp.



As you are writing, try to imagine how they would be feeling, and how they will feel to receive your letter!



Pray for the person you are writing to eg. For their fears, family, health and their future

Doodling



Take a piece of newsprint and pens



Thinking about the refugee crisis, pray for everything you can imagine surrounding this urgent situation



Eg. fleeing, sleeping outside, hunger & thirst, health – including mental health, countries who are welcoming, countries who are not, aid workers, homes and jobs for the refugees, traffickers, violence, peace



As you pray, doodle on the newsprint, concentrating on the prayer, not what your doodle looks like

Stitch Praying



If you know how to knit, continue knitting the peggy square



Every stitch represents a person to be prayed for in the refugee camps



As you knit pray for the people who are escaping their own country to flee to a foreign country



Consider the way they must be feeling, the uncertainty they face, the life they have left behind, as you pray for them